



**GOVT. OF ASSAM**  
**OFFICE OF THE DIRECTOR OF HIGHER EDUCATION, ASSAM**  
**KAHILIPARA: GUWAHATI-19**

**No. : 775718/1**

From: Shri Prasanna Borah, AES  
Joint Director of Higher Education, Assam  
Kahilipara, Guwahati-19.

To

1. The Registrars,  
All State Universities and Participating Private Universities of Assam
2. The Principals,  
All Govt./ Provincialized/ Autonomous/ PDUAM/Govt. Model and Participating  
Private Colleges of Assam

Sub: Regarding registration for admission into Four-Year Undergraduate Programmes and Five-Year Integrated Master's Programmes for the Academic Year 2026-27

Sir/ Madam,

With reference to the subject cited above, I would like to inform you that registration for students seeking admission into Four-Year Undergraduate Programmes and Five-Year Integrated Master's Programmes for the academic year 2026-27 shall commence from 4:00 PM on 11th April, 2026 onwards through the Assam State Higher Education Admission Portal: <https://assamadmission.samarth.ac.in/index.php/site/login>

The admission process shall be carried out in the following two steps:

Step 1: Registration of students on the portal and completion of their profile starting from 11th April, 2026 (4:00 PM onwards).

Step 2: Selection of preferred institutions and programmes by students after the declaration of Class XII results. (Step 1 shall remain open even after the commencement of Step 2.)

Applicants are required to register and create their accounts through the portal using their own mobile number and email ID ( all future communications regarding admission shall be made only through the applicant's registered mobile number and email ID of applicants) . It may be noted that registration on the portal is completely free of cost. Students may be encouraged to link their APAAR ID during registration. Those who do not already have an APAAR ID may be advised to create the same before registering.

Details regarding the documents required for registration are available on the portal. Applicants are advised to refer to the instructions in the Portal regarding the registration process. Students may be advised to keep all necessary documents ready for uploading in due course.

Institutions are strictly prohibited from operating separate registration or admission portals. Institutions are also advised to keep their prospectus ready for uploading to the Admission Portal as and when notified. Further, affiliated institutions which require any changes in their approved programmes and sanctioned seats may approach their affiliating universities and complete the necessary formalities on or before 5th May, 2026

so that the data can be updated in the admission portal.

You are requested to widely publicize the initiation of the registration process among all concerned. For any queries, students and institutions are advised to follow updates from the Higher Education Department, Government of Assam, the Directorate of Higher Education, Assam, as well as notifications issued by the concerned Universities and Colleges.

This is for favour of your kind information and necessary action.

Yours faithfully

Digitally signed by

Prasanna Borah

Date: 10-04-2026

15:44:18  
Joint Director of Higher Education, Assam  
Kahilipara, Guwahati-19

Memo No. **775718/1-A**

Copy to

1. P.S. to the Commissioner and Secretary to the Govt. of Assam, Higher Education Department, Dispur, Ghy-06 for information.

2. The Regional SAMARTH Support and Coordination Centre, Gauhati University for kind information.

(e-signed)

Joint Director of Higher Education, Assam  
Kahilipara, Guwahati-19

# Admission Process Guide for Applicants

## Checking Merit Lists Published by Colleges

1 Visit <https://assamadmission.samarth.ac.in/index.php>

2 Click "Merit Lists"

The screenshot shows the homepage of the Assam State Higher Education Admission Portal. At the top, there are logos for the Ministry of Education, the Department of Higher Education, Assam, and the National Scholarship Portal. The main header includes the text "Assam State Higher Education Admission Portal" and "Admission Session 2024-2025", along with the "Samarth eGov" logo. A dark blue navigation bar contains links for "Institutions", "Programme Information", "FAQ", "Contact Us", "Merit Lists" (which is circled in red), and "Vacancies", along with a "Login" button. Below the navigation bar, a light blue banner reads "Welcome to Assam State Higher Education Admission Portal". The main content area features a section titled "Assam State Higher Education Admission Portal- 2024" with a sub-section for "Public Notice" and "Important Dates".

3

Filter with Institution Name, College Name and Programme and click on "Merit List" Button to open the merit list document for reference

Note: The PDF document will open in a new tab of your browser.

**Note: You will only be able to view the Merit Lists as published by the College/University. Please contact the college/university if you are not able to find the merit list of the college-programme of your choice.**

Merit List 1

Showing 1-3 of 3 items.

INSTITUTION NAME	COLLEGE NAME	PROGRAMME	LINK
33:Dibrugarh Univer... *v	308:Sapekhati Coll... *v		
33: Dibrugarh University	308: Sapekhati College	DU-FEDBA : Bachelor of Arts(Faculty of Education)	<a href="#">Merit List</a>
33: Dibrugarh University	308: Sapekhati College	DU-FHLBA : Bachelor of Arts(Faculty of Humanities and Law)	<a href="#">Merit List</a>
33: Dibrugarh University	308: Sapekhati College	DU-FSSBA : Bachelor of Arts(Faculty of Social Sciences)	<a href="#">Merit List</a>

## 4

### Steps to Login and initiate admission process

Navigate back to Home Menu

<https://assamadmission.samarth.ac.in/index.php>

Click "Login"

The screenshot shows the top navigation bar with the following text: **Assam State Higher Education Admission Portal** and **Admission Session 2024-2025**. On the right, there is a **Samarth eGov** logo. Below the header is a dark blue navigation menu with links: **Institutions**, **Programme Information**, **FAQ**, **Contact Us**, **Merit Lists**, **Vacancies**, and a **Login** button. The main content area is divided into two columns. The left column has a heading **Instructions** and a partially visible paragraph: "ate Higher Education Admission Portal - 2024 is being". The right column has a heading **Registered User Login** and a form with the following fields: **Enter Registration Number OR Registered Email \*** (with a text input field containing "Enter Registration Number (") and a **Login** button.

## 5

### Login using your "Registration Number or Email" and "Password"

The Assam State Higher Education Admission Portal - 2024 is being introduced for admission into all UG Programmes in Universities of Assam for academic session 2024-25 under the Department of Higher Education Assam. The Assam State Higher Education Admission Portal will provide a common platform and equal opportunities to candidates across the state, especially those from rural and other remote areas and help establish better connect with the Universities. A single portal will enable the Candidates to cover a wide outreach and be part of the admissions process to Assam State Universities.

**Email Helpline : [ugadmissions.assam@gmail.com](mailto:ugadmissions.assam@gmail.com)**

**Note :** The applicants need to first contact the helpdesk numbers/emails of the Institution that they are applying to which is provided on the **Contact Us** tab of the portal. Thereafter, if issues are not resolved and there is specific technical problem related to the portal, then the applicants can email their queries to the email address provided above mentioning their "Registration Number" in email Subject Line and with their Name. College.

Enter Registration Number OR  
Registered Email \*

Password \*

Captcha Verification (Type the text shown in the image)

5812455

Type the text

Click on the text to change

[Forgot Password](#) Click to Reset your

Password

6

After Login, You will be able to see the Admission Offers extended by the college/university.

You may choose to accept any one offer as per your preference.

Note: In case you are not able to see any offer even when your form number is in merit list, you may enquire with the college/university concerned.


My Payments

---

Quick Links

---

Link ABC Profile



Registered e-mail address : muskanali9864@gmail.com

Current Date: 21-06-2024

Your profile details have been successfully submitted. You can now select programme/s after satisfying their minimum eligibility criteria.

Add Bank Details
View Sports Quota Details
Add Hostel Details

Non-CUET Mode
Profile Creation
Programme Selection
Admission Offer

List 1

UNIVERSITY/COLLEGE	PROGRAMME & DISCIPLINES	FEE	FEE WAIVER	ACTIONS	FORM/RECEIPT
<b>FORM NO :</b> 84273837 <b>University:</b> 33: Dibrugarh University <b>College/Department(in university campus):</b> 438: Shreebharati College	<b>Programme:</b> Bachelor of Arts(Faculty of Social Sciences) <b>Admission Scheme:</b> 1 Major 1 Minor <b>Disciplines:</b> <b>Extra 1:</b> Sociology <b>Extra 2:</b> Education <b>Preference:</b> 3	1.00		<span style="background-color: #ffc107; color: white; padding: 2px 5px; border-radius: 5px; display: inline-block;">Admission Status: Admission OFFERED</span> <span style="background-color: #28a745; color: white; padding: 5px 10px; border-radius: 5px; margin-top: 5px;">Accept Offer</span>	<span style="background-color: #28a745; color: white; padding: 5px 10px; border-radius: 5px;">Print Form</span>
<b>FORM NO :</b> 84056457 <b>University:</b> 33: Dibrugarh University <b>College/Department(in university campus):</b> 327: D H S K College	<b>Programme:</b> Bachelor of Arts(Faculty of Social Sciences) <b>Admission Scheme:</b> 1 Major 1 Minor <b>Disciplines:</b> <b>Extra 1:</b> Sociology <b>Extra 2:</b> Education <b>Preference:</b> 2	1.00		<span style="background-color: #ffc107; color: white; padding: 2px 5px; border-radius: 5px; display: inline-block;">Admission Status: Admission OFFERED</span> <span style="background-color: #28a745; color: white; padding: 5px 10px; border-radius: 5px; margin-top: 5px;">Accept Offer</span>	<span style="background-color: #28a745; color: white; padding: 5px 10px; border-radius: 5px;">Print Form</span>

7

Carefully read the instructions and **DECLARATION** for terms of accepting the offer and provide confirmation to Accept

The screenshot shows a modal window titled "Declaration" with the following content:

**Declaration**

I Accept the offer for DU-FSSBA : Bachelor of Arts(Faculty of Social Sciences)-438:  
Shreebharati College-1 Major 1 Minor

I understand that the admission offer is valid only for this Merit shortlist in this admission round. I will not claim admission in any subsequent round using this offer.

Type Confirm in input box to Accept offer

Enter Confirm to continue

cancel Accept

Current Date: 21-06-2024

Your profile details have been successfully submitted. You can now select programme/s after satisfying their minimum eligibility criteria.

Buttons: Add Bank Details, View Sports Quota Details, Add Hostel Details

8

When one admission offer has been "Accepted" and you can only accept another after withdrawing your application from the admission offer that was accepted.

The screenshot shows the dashboard of the Assam State Higher Education Admission Portal for the 2024-2025 session. The header includes the Assam State Government logo and the text "Assam State Higher Education Admission Portal Admission Session 2024-2025". The navigation menu includes Dashboard, Notice, Institutions, Programme Information, FAQ, Contact Us, Merit Lists, and Vacancies. A red alert banner at the top states: "Alert! : Applicant has already accepted one offer!". The main content area shows a "Form Status" section with the following items:

- ✓ Registration
- ✓ Fill Profile Details
- ✓ Select Programme/s
- My Payments

Below the status section, there is a "Quick Links" section with buttons for "Add Bank Details", "View Sports Quota Details", and "Add Hostel Details". The user's profile information is displayed, including the name "Muscan Begum!", a "View Profile" button, and the registration number "240079008". The current date is shown as "21-06-2024".

## Online Payment of College Fees for Admission

9

The "Pay Admission Fee" link will get activated for the offer the candidate had accepted after due processing and approval by the concerned College/University. Candidates need to click on the link and complete Payment of Fee for confirming their Admission.

Follow the instructions for making the payment online

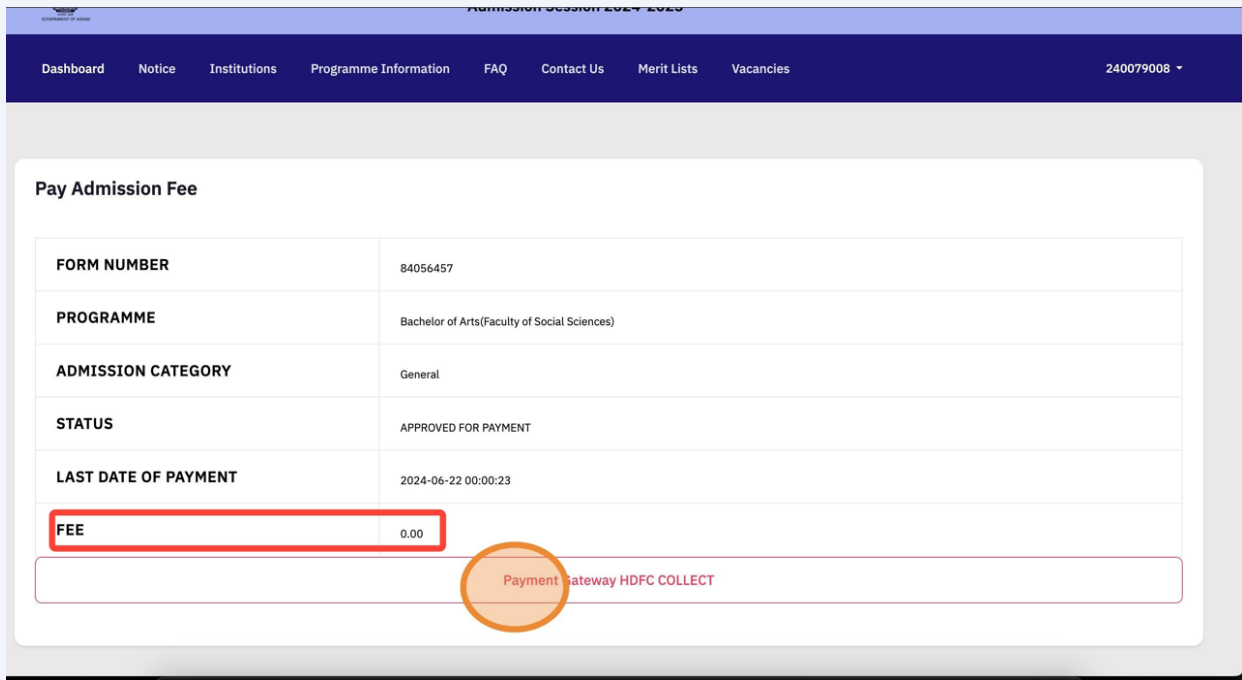
Non-CUET Mode
Profile Creation
Programme Selection
Admission t

List 1

UNIVERSITY/COLLEGE	PROGRAMME & DISCIPLINES	FEE	FEE WAIVER	ACTIONS
<b>FORM NO :</b> 84273837 <b>University:</b> 33: Dibrugarh University <b>College/Department(in university campus):</b> 438: Shreebharati College	<b>Programme:</b> Bachelor of Arts(Faculty of Social Sciences) <b>Admission Scheme:</b> 1 Major 1 Minor <b>Disciplines:</b> <b>Extra 1:</b> Sociology <b>Extra 2:</b> Education <b>Preference:</b> 3	1.00		<div style="background-color: #ffc107; padding: 5px; border-radius: 10px; display: inline-block;">Admission Status:Application Withdrawn on Applicants Request</div>
<b>FORM NO :</b> 84056457 <b>University:</b> 33: Dibrugarh University <b>College/Department(in university campus):</b> 327: D H S K College	<b>Programme:</b> Bachelor of Arts(Faculty of Social Sciences) <b>Admission Scheme:</b> 1 Major 1 Minor <b>Disciplines:</b> <b>Extra 1:</b> Sociology <b>Extra 2:</b> Education <b>Preference:</b> 2	1.00		<div style="background-color: #ffc107; padding: 5px; border-radius: 10px; display: inline-block;">Admission Status:APPROVED FOR PAYMENT</div> <div style="display: flex; justify-content: space-around; margin-top: 5px;"> <div style="background-color: #28a745; color: white; padding: 5px 10px; border-radius: 10px; text-decoration: none;">Pay Admission Fee</div> <div style="background-color: #6c757d; color: white; padding: 5px 10px; border-radius: 10px; text-decoration: none;">Withdraw Application</div> </div>

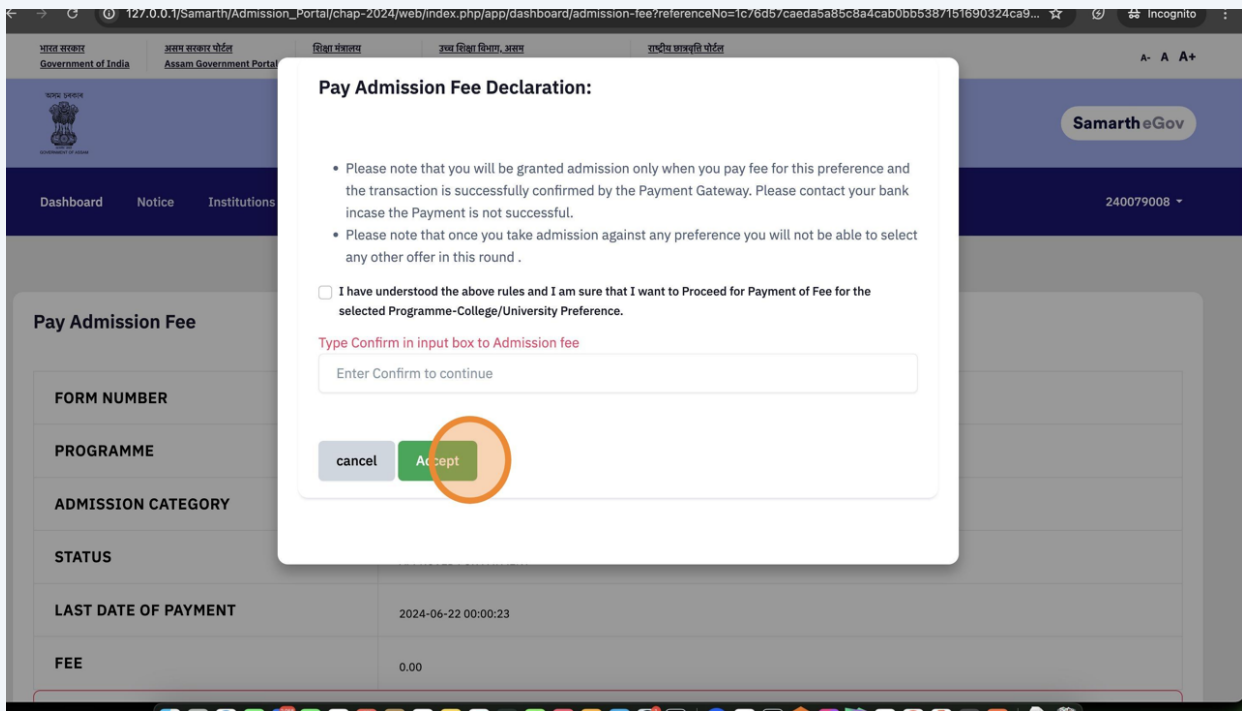
10

Verify the Details and click on Payment Gateway Link to visit Payment Gateway and Make Payment



11

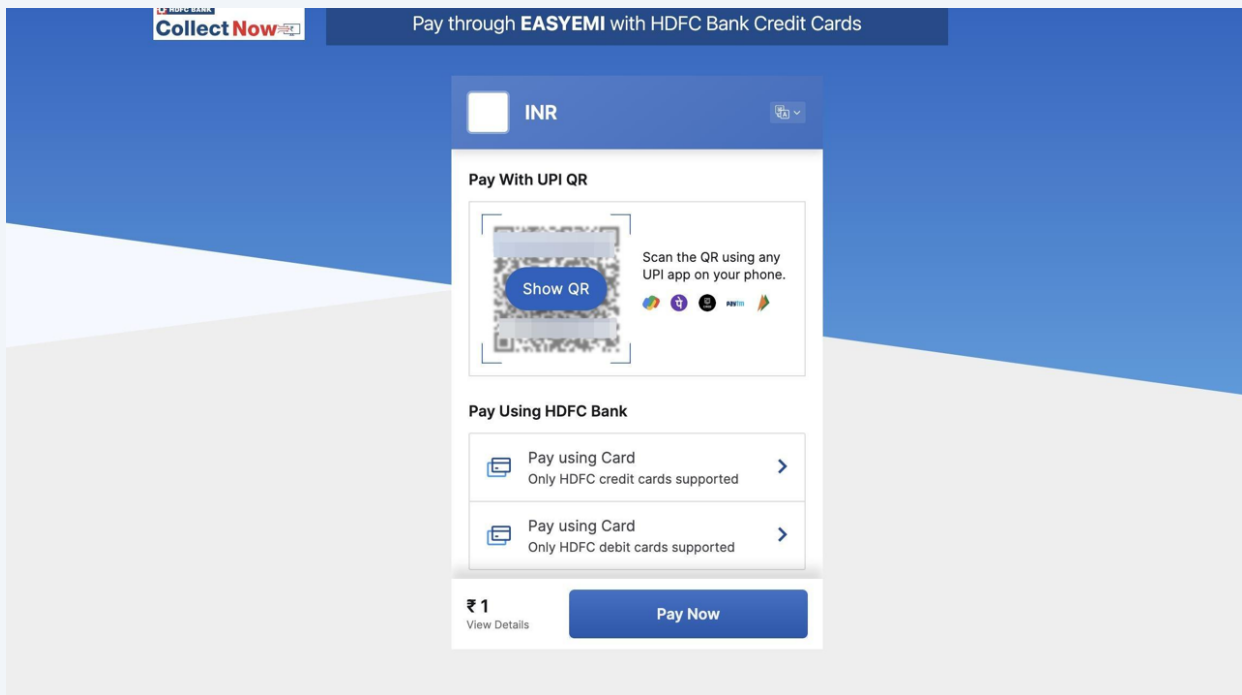
Read the Instructions carefully and provide acceptance in order to visit Payment Gateway Page.



12

Complete the Payment on the Payment Gateway Page using the modes available for Payment.

**Note: Contact your bank if the payment is not successful**



13

Only after Successful Payment the Admission Status will change to "**Admission Granted**"

[Add Bank Details](#)
[View Sports Quota Details](#)
[Add Hostel Details](#)

Non-CUET Mode
Profile Creation
Programme Selection
Admission Off

List 1

UNIVERSITY/COLLEGE	PROGRAMME & DISCIPLINES	FEE	FEE WAIVER	ACTIONS	FORM/
<b>FORM NO :</b> 84056457 <b>University:</b> 33: Dibrugarh University <b>College/Department(in university campus):</b> 327: D H S K College	<b>Programme:</b> Bachelor of Arts(Faculty of Social Sciences) <b>Admission Scheme:</b> 1 Major 1 Minor <b>Disciplines:</b> <b>Extra 1:</b> Sociology <b>Extra 2:</b> Education <b>Preference:</b> 2	1.00		Admission Status: Admission Granted	Print Print
<b>FORM NO :</b> 84273837 <b>University:</b> 33: Dibrugarh University <b>College/Department(in university campus):</b> 438: Shreebharati College	<b>Programme:</b> Bachelor of Arts(Faculty of Social Sciences) <b>Admission Scheme:</b> 1 Major 1 Minor <b>Disciplines:</b> <b>Extra 1:</b> Sociology	1.00		Admission Status: Application Withdrawn on Applicants Request	Print

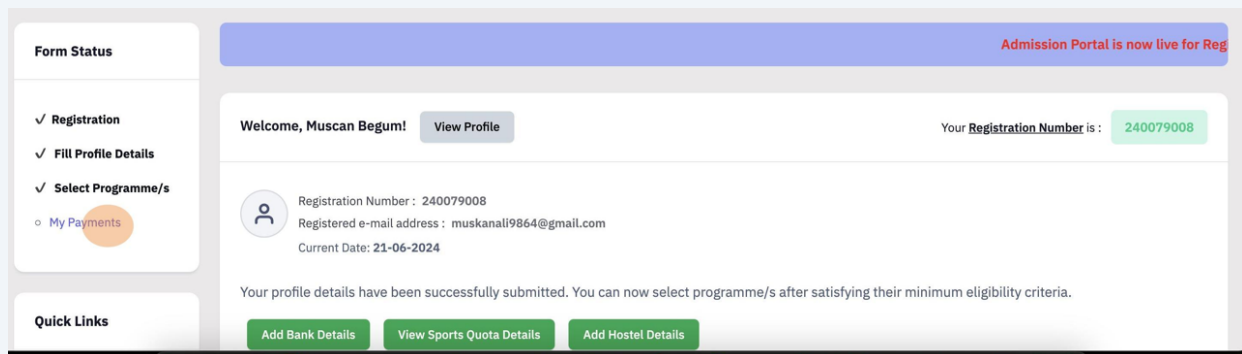
# Viewing Payment Transactions made Online

14

Click on "My Payments" link on Dashboard to view the online payment transactions you made.

## Note:

1. This will only list the payments made online on [assamadmission.samarth.ac.in](https://assamadmission.samarth.ac.in)
2. **Candidates must contact the College/University if they made payment directly to the College/University in case of any query**



The screenshot displays the Assam Admission Portal dashboard. On the left, a sidebar contains a 'Form Status' section with a list of steps: 'Registration', 'Fill Profile Details', 'Select Programme/s', and 'My Payments' (which is highlighted with an orange circle). Below this is a 'Quick Links' section. The main content area features a blue header with the text 'Admission Portal is now live for Reg'. Below the header, a welcome message reads 'Welcome, Muscan Begum!' with a 'View Profile' button. To the right, it says 'Your Registration Number is : 240079008'. A profile card shows the user's details: 'Registration Number : 240079008', 'Registered e-mail address : muskanali9864@gmail.com', and 'Current Date: 21-06-2024'. A message below the card states: 'Your profile details have been successfully submitted. You can now select programme/s after satisfying their minimum eligibility criteria.' At the bottom of the profile card, there are three green buttons: 'Add Bank Details', 'View Sports Quota Details', and 'Add Hostel Details'.

## 15 Checking Payment

In case you initiated the online payment transaction on <https://assamadmission.samarth.ac.in/> for an Admission Offer and the amount got debited from your account but the Admission Status did not change, you may check the status of Payment realization at the Payment Gateway by selecting "Check Payment" link on My Payments Page.

**Contact your bank in case the status doesn't change even after checking again.**

Home / My Payments

### My Payments

1	Verified and Updated. <a href="#">Print Payment Slip</a>	40 [JUNE202425XADMX40]	Paid	<b>Transaction Type:</b> ADMISSION <b>Programme:</b> DU-FSSBA : Bachelor of Arts(Faculty of Social Sciences) <b>Service Reference No:</b> 42 <b>Gateway:</b> <b>Bank Response:</b> paid [paid]	<b>Amount:</b> 1.00 <b>Transaction ID:</b> pay_OP7HX2cZdU6ytr <b>Transaction Date:</b> 2024-06-21 00:06:59 <b>Order Id:</b> order_OP7HOvQYF50wwX
2	<a href="#">Check Payment</a>	39 [JUNE202425XADMX39]	Not Paid	<b>Transaction Type:</b> ADMISSION <b>Programme:</b> DU-FSSBA : Bachelor of Arts(Faculty of Social Sciences) <b>Service Reference No:</b> 42 <b>Gateway:</b> <b>Bank Response:</b>	<b>Amount:</b> 0.00 <b>Transaction ID:</b> <b>Order Id:</b>

For more information, please visit the University's website.

## Withdrawing an Application

16

Click on "Withdraw Application" if you need to select another admission offer.

Note:

1. Candidate can Withdraw the offer which candidate had previously selected only if the Admission has not been granted against it by the concerned College/University.
2. Once withdrawn candidate will not be able to re-accept the offer in the particular round

ie

Non-CUET Mode
Profile Creation
Programme Selection
Admission

List 1
List 2

UNIVERSITY/COLLEGE	PROGRAMME & DISCIPLINES	FEE	FEE WAIVER	ACTIONS
<b>FORM NO :</b> 84056457 <b>University:</b> 33: Dibrugarh University <b>College/Department(in university campus):</b> 327: D H S K College	<b>Programme:</b> Bachelor of Arts(Faculty of Social Sciences) <b>Admission Scheme:</b> 1 Major 1 Minor <b>Disciplines:</b> <b>Extra 1:</b> Sociology <b>Extra 2:</b> Education <b>Preference:</b> 2	1.00		<div style="background-color: #ffe4b5; padding: 5px; display: inline-block;">Admission Status: Admission OFFERED</div> <div style="background-color: #90ee90; color: white; padding: 5px; display: inline-block;">Accept Offer</div>
<b>FORM NO :</b> 84273837 <b>University:</b> 33: Dibrugarh University <b>College/Department(in university campus):</b> 438: Shreebharati College	<b>Programme:</b> Bachelor of Arts(Faculty of Social Sciences) <b>Admission Scheme:</b> 1 Major 1 Minor <b>Disciplines:</b> <b>Extra 1:</b> Sociology <b>Extra 2:</b> Education <b>Preference:</b> 3	1.00		<div style="background-color: #add8e6; padding: 5px; display: inline-block;">Admission Status: OFFER ACCEPTED</div> <div style="background-color: #d3d3d3; padding: 5px; display: inline-block;">Withdraw Application</div>

## 17 Provide Confirmation for Withdrawal

### Withdraw Application

Please note that this is an irreversible action. Once you withdraw your application from the selected preference it can not be restored again for acceptance of offer.

I Agree

Type Withdraw in input box to Withdraw

Enter Withdraw to continue

cancel
Accept

Welcome, Muscan Begum! [View Profile](#) Your **Registration Number** is :

Registration Number : 240079008  
 Registered e-mail address : muskanali9864@gmail.com  
 Current Date: 21-06-2024

## 18 After successful completion of above steps, the Preference will be marked as Withdrawn. Candidate may now proceed to select another offer

Your profile details have been successfully submitted. You can now select programme/s after satisfying their minimum eligibility criteria.

Add Bank Details
View Sports Quota Details
Add Hostel Details

Non-CUET Mode
Profile Creation
Programme Selection
Admission Offer

List 1
List 2

UNIVERSITY/COLLEGE	PROGRAMME & DISCIPLINES	FEE	FEE WAIVER	ACTIONS	FORM/RECEIPT
<b>FORM NO :</b> 84056457 <b>University:</b> 33: Dibrugarh University <b>College/Department(in university campus):</b> 327: D H S K College	<b>Programme:</b> Bachelor of Arts(Faculty of Social Sciences) <b>Admission Scheme:</b> 1 Major 1 Minor <b>Disciplines:</b> <b>Extra 1:</b> Sociology <b>Extra 2:</b> Education <b>Preference:</b> 2	1.00		<span style="background-color: #ffcdd2; padding: 2px 5px; border-radius: 5px;">Admission Status:Admission OFFERED</span> <span style="background-color: #4caf50; color: white; padding: 2px 5px; border-radius: 5px;">Accept Offer</span>	<span style="background-color: #4caf50; color: white; padding: 2px 5px; border-radius: 5px;">Print Form</span>
<b>FORM NO :</b> 84273837 <b>University:</b> 33: Dibrugarh University <b>College/Department(in university campus):</b> 438: Shreebharati College	<b>Programme:</b> Bachelor of Arts(Faculty of Social Sciences) <b>Admission Scheme:</b> 1 Major 1 Minor <b>Disciplines:</b> <b>Extra 1:</b> Sociology <b>Extra 2:</b> Education <b>Preference:</b> 3	1.00		<span style="background-color: #ffcdd2; padding: 2px 5px; border: 2px solid red; border-radius: 5px;">Admission Status:Application Withdrawn on Applicants Request</span>	<span style="background-color: #4caf50; color: white; padding: 2px 5px; border-radius: 5px;">Print Form</span>