

DAMDAMA COLLEGE

Student satisfaction survey for the year 2019-2020

Introduction:

Student satisfaction survey is a means to collect student's feedback on various aspects of the institution. It makes the whole process more systematic and aims to improve the academic environment from grass root level. Student's need, interest, capacity and potentiality can be better understood to inculcate student centric education.

Objective:

The main objective of the study were

1. To identify students level of satisfaction in the institution
2. To explore students expectation towards the institution

Methodology:

As the nature of the survey objective both qualitative and quantitative method were applied and are based on descriptive survey. A total of 105 students from the College studying in the academic year 2019-20 were selected randomly.

Tool:

The tool Student satisfaction survey for the year 2019-2020 was constructed by the IQAC of Damdama College. It consists of 23 statement based on both open ended and close ended statement related to the Academic and administrative environment, teaching learning process, examination system and infrastructure facility of the institution.

Procedure of data collection:

The questionnaire was made available in Google Form and shared among the selected sample. All the respondents provide responses to all the statements.

Discussion:

From the survey responses it was appeared that regarding the syllabus completion in the class 36.2% students responded in the range of (85-100) percent, 36.2% students responded in the range of (70-80) percent, 11.4% students responded in the range of (55-69) percent and 13.3% responded in the range of (30-54) percent. Therefore, according to the students most of them were satisfied with the completion of their syllabus in the class. Most importantly it was noticed that 87.6% students responded positively that they are satisfied regarding the preparation of the teacher before class. In the question concerning to the teachers effective communication with the students 68.6% responses were found as always effective, 17.1% found as sometimes effective, 9.5% found as just satisfactorily. In the next statement teachers approach to teaching all the respondents provided positive response where 37.1% said excellent, 47.6% said very good and 15.2% said good.

Similarly 68.6% students were satisfied with the internal evaluation system of the College while 17.1% said that this process was sometimes unfair. Therefore, maximum numbers of students were satisfied with the internal evaluation system of the College. 47.6% students responded that their performance in assignment was discussed by the teacher every time and 37.1% students said that it was done in a usual manner.

41.9% students said that they were encouraged regularly to go for internship, students exchange and field visit while 19% students were encouraged often and 28.6% students were encouraged sometimes by the institution. Around 84% students agreed that students were helped in every possible ways by the teaching and mentoring process of the institution. 38.1% students were strongly agree that the College has provided multiple opportunities for the students to learn and grow and 48.6% agreed for the same and 12.4% students provide neutral responses. Therefore, most of the students were satisfied with the institution for providing large number of opportunities along with the regular strict syllabus related routine.

52.4% of the students responded that every time the teachers inform them about expected competencies/ course outcomes and program,, 38.1% of the students opines usually and 9.5% said occasionally for the same. 53.3% students responded that every time necessary follow up were done by their mentors and 41% believed that it was done in an usual manner. 60% students agreed that teachers helped them in identifying their strengths and accordingly they are being provided appropriate guidance.

Around 78% students agreed that teachers helped them in identifying their area of weakness and provided possible guidance and remedial to overcome come. 38.1% students were strongly agreed that quality improvement in teaching learning process was made regularly and similarly 48.6% were agreed. 48.6% students replied that student centric method such as participatory learning, experiential learning and problem solving methodologies in teaching learning process was followed to a great extent by the College while 39% responses were found in the moderate scale.

41.9% students agreed that they were encouraged to participate in extracurricular and co-curricular activities and 10.5% students were strongly agreed for the same statement, same responses were found in disagree and neutral scale that is 2.4% but 22.9% students were strongly disagree the statement. 48.8% students said that efforts are made by the College to inculcate soft skills, life skills and employability skills needed for the preparation of the world of work while 19% students responded moderately and 17.1% said in the scale 'somewhat'.

25.7% students said that above 90% teachers use different ICT tools in the classroom and 38.1% responded in the range of (70-84) percent rest of the responses were belong to the range of (69-30) percent.

Overwhelmingly 38.1% students were strongly agreed that on the quality of teaching learning process was very good and 44.8% students agreed regarding the statement and 15.2% responses were found in the neutral scale.

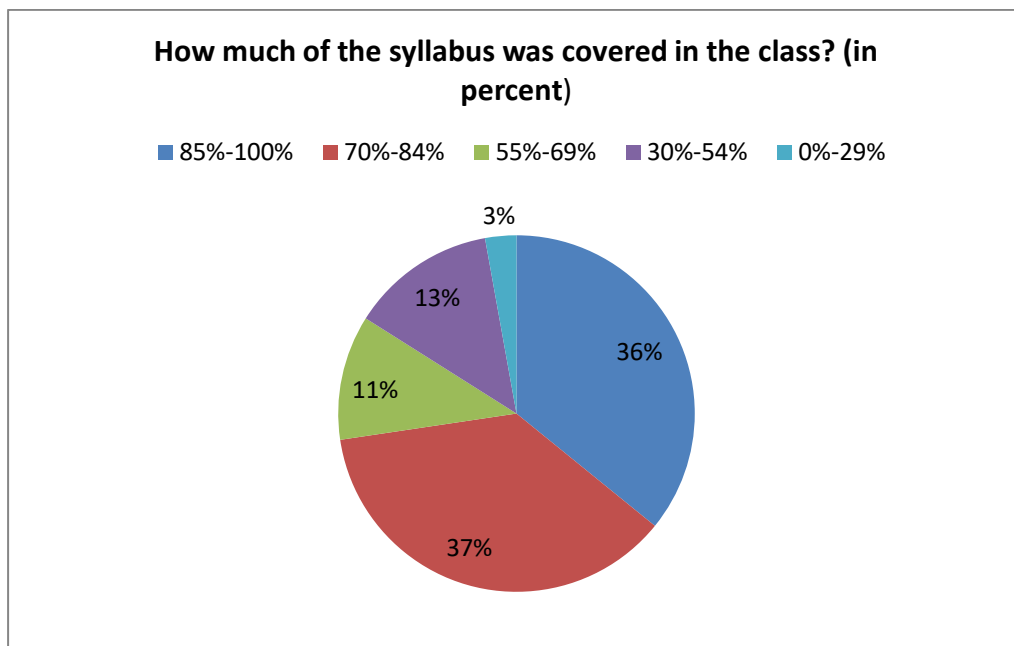
Conclusion:

From the above discussion it is appears that Majority of the students were satisfied with the teacher, teaching learning process, internal examination system, guidance services rendered, teacher student relation of the College. Some responses suggest that students were not very happy with the application of ICT in the classes some suggested that student teacher interaction can be made wider. Additionally they also pointed out that co curricular activities can be encouraged by the teacher to a great extent. Above statistics highlights a general issue

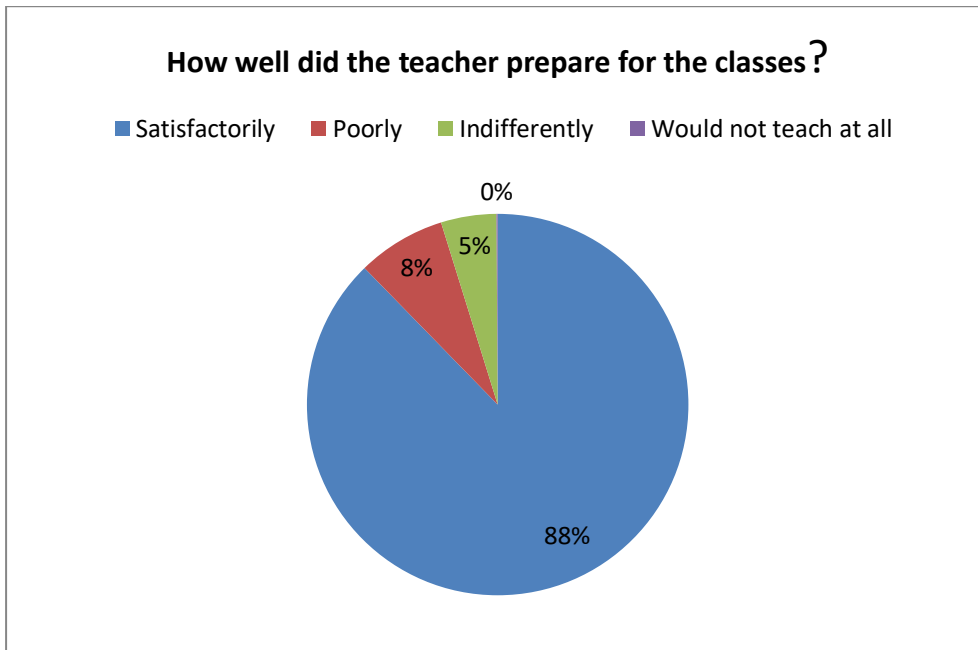
of completion of the entire prescribed module which will be met successfully with their regular attendance in the class.

The Students' satisfaction surveys have been presented in the diagrammatical form in the below:

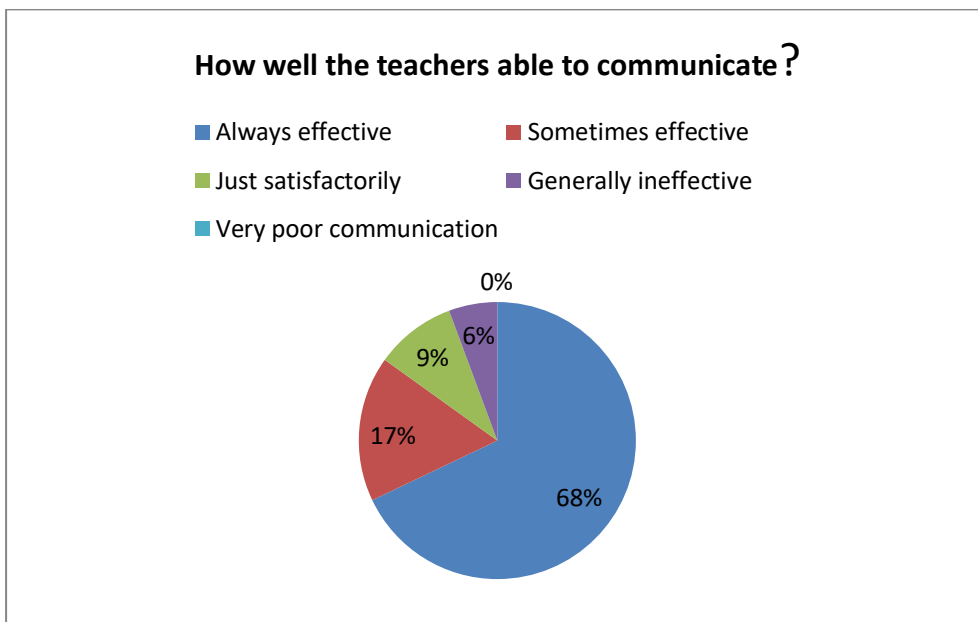
1. How much of the syllabus was covered in the class? (In percent): 106 responses



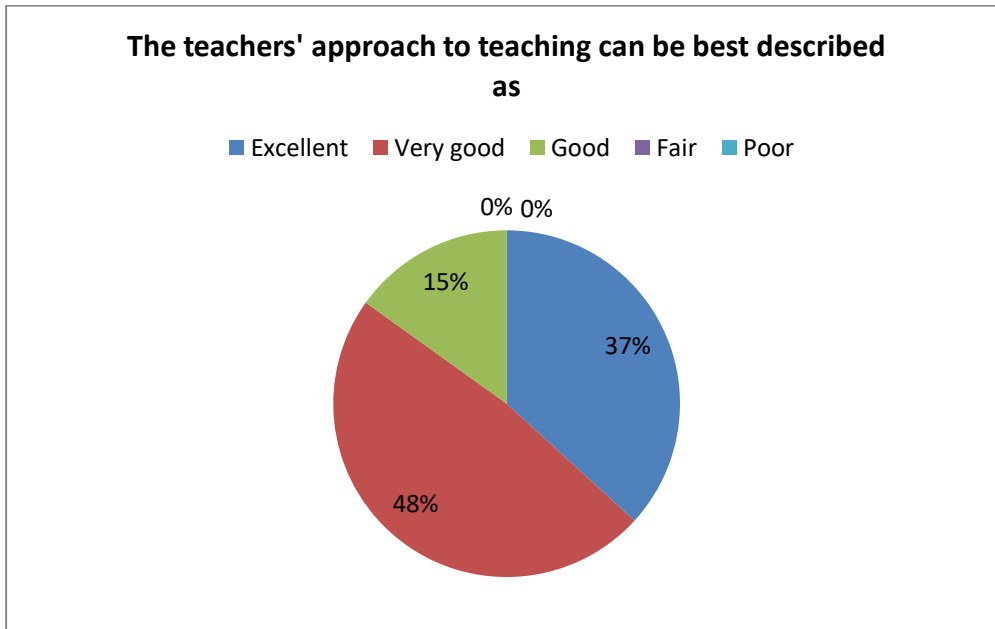
2. How well did the teacher prepare for the classes? 106 responses



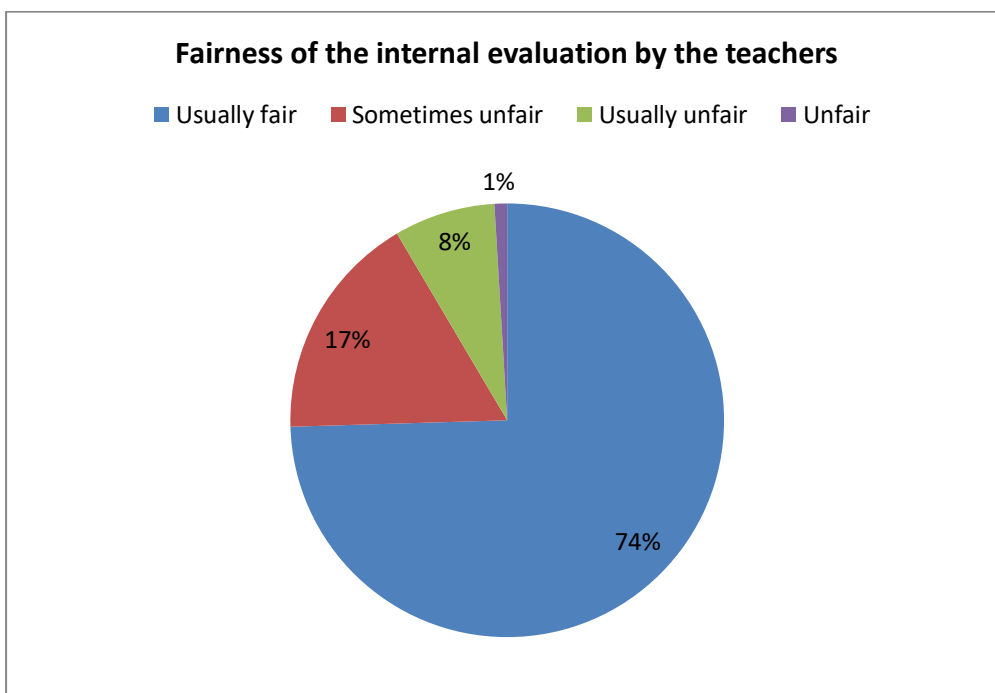
3. How well the teachers able to communicate? 106 responses



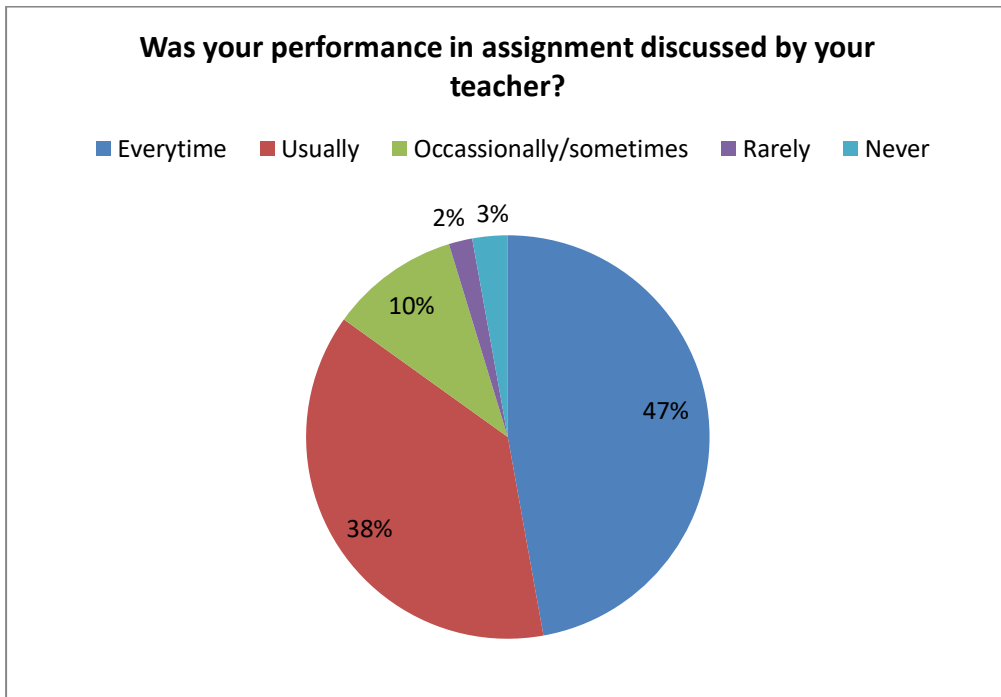
4. The teachers' approach to teaching can be best described as. 106 responses



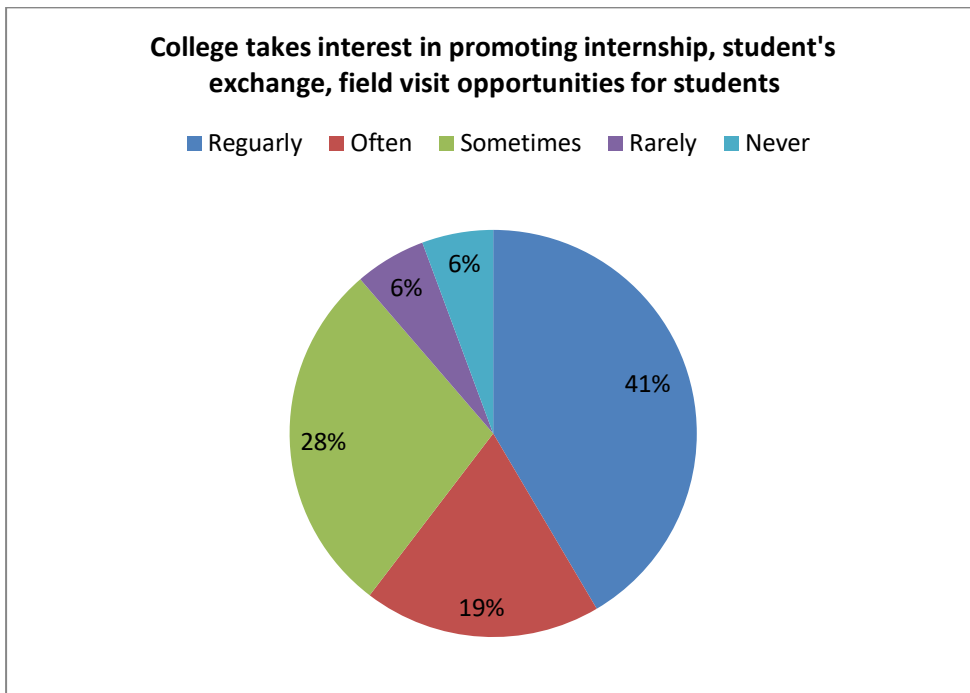
5. Fairness of the internal evaluation by the teachers: 106 responses



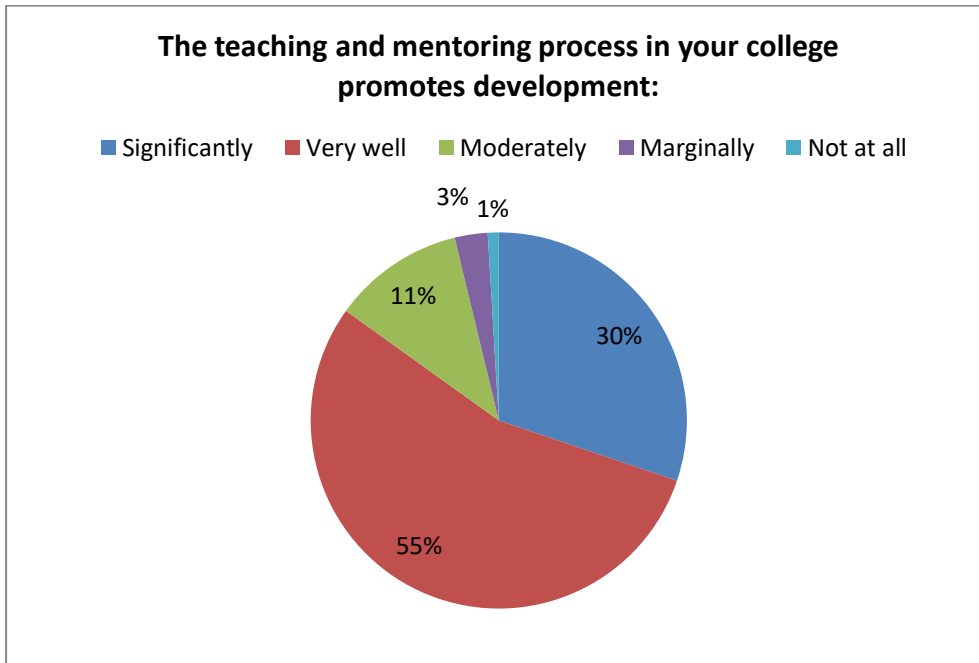
6. Was your performance in assignment discussed by your teacher? 106 responses



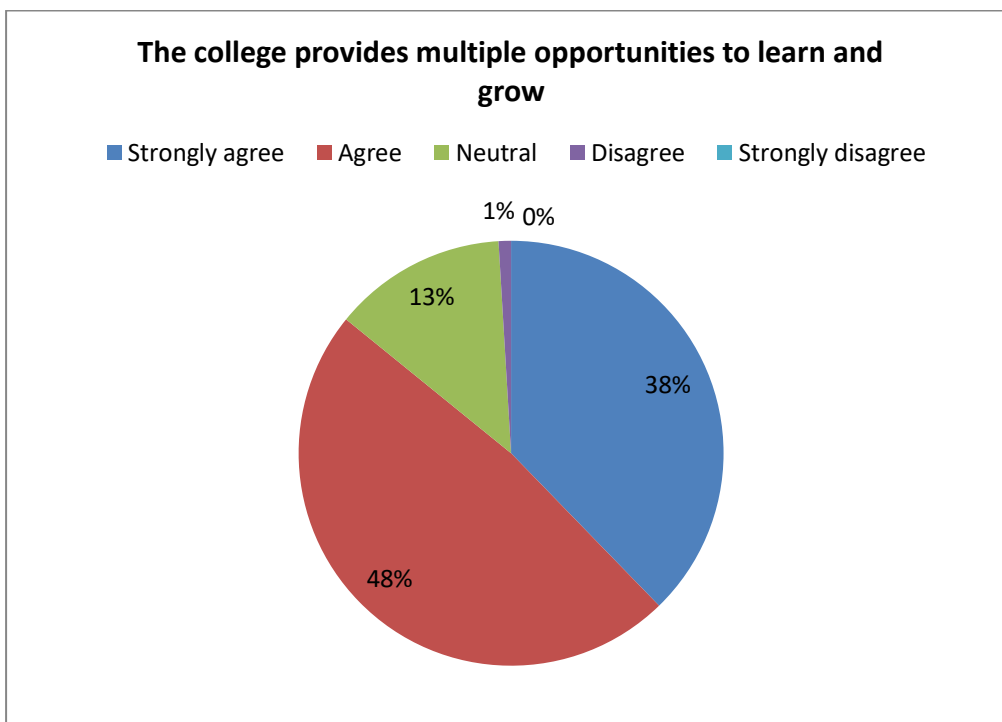
7. College takes interest in promoting internship, student's exchange, field visit opportunities for students: 106 responses



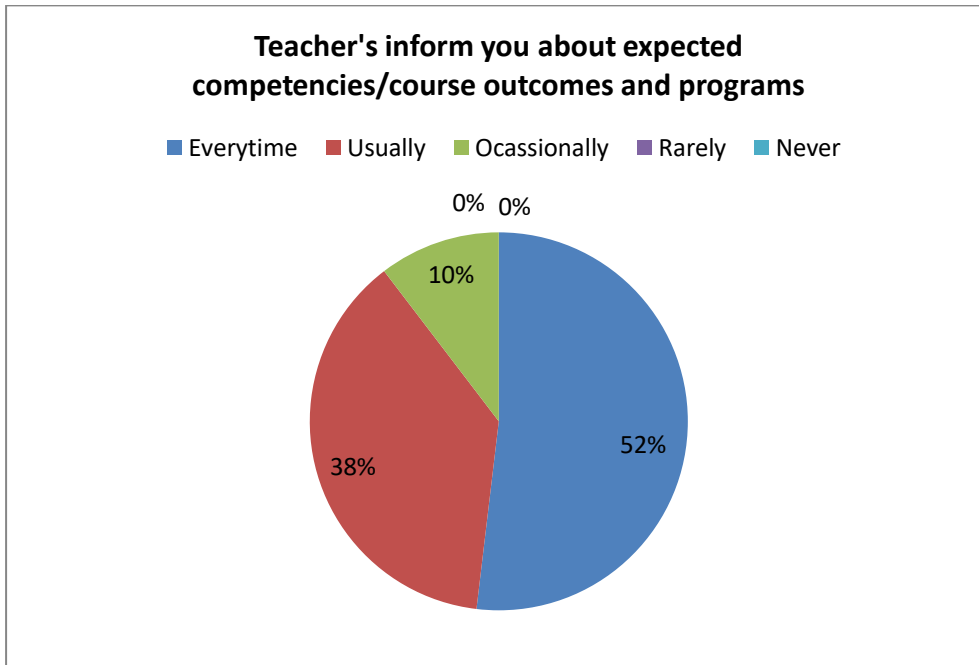
8. The teaching and mentoring process in your college promotes development: 106 responses



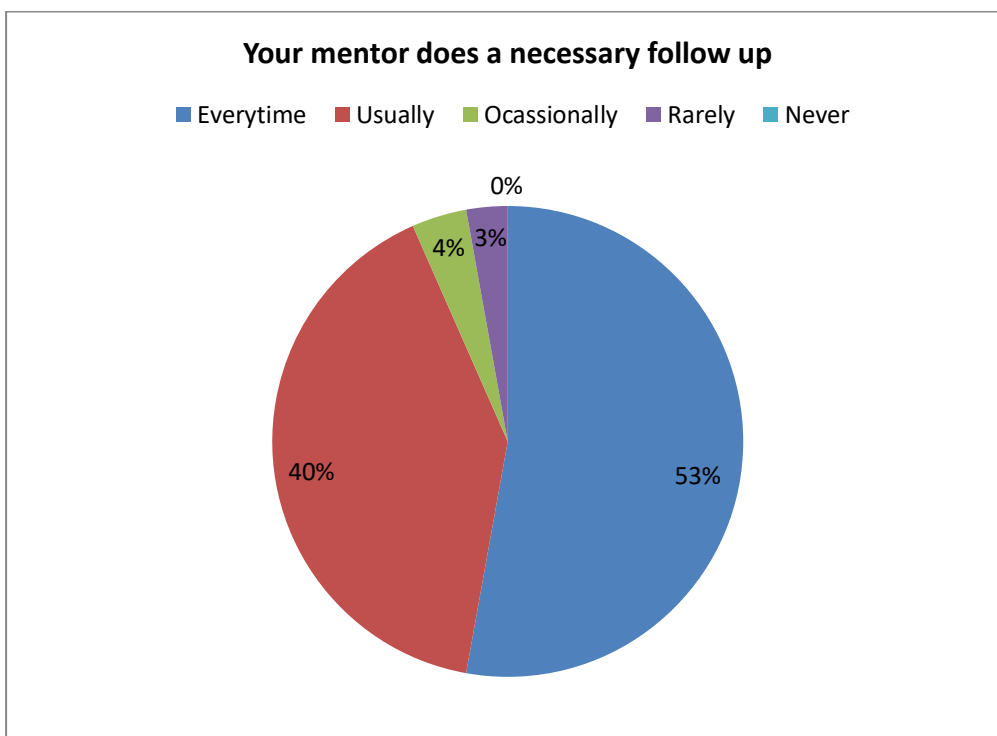
9. The college provides multiple opportunities to learn and grow: 106 responses



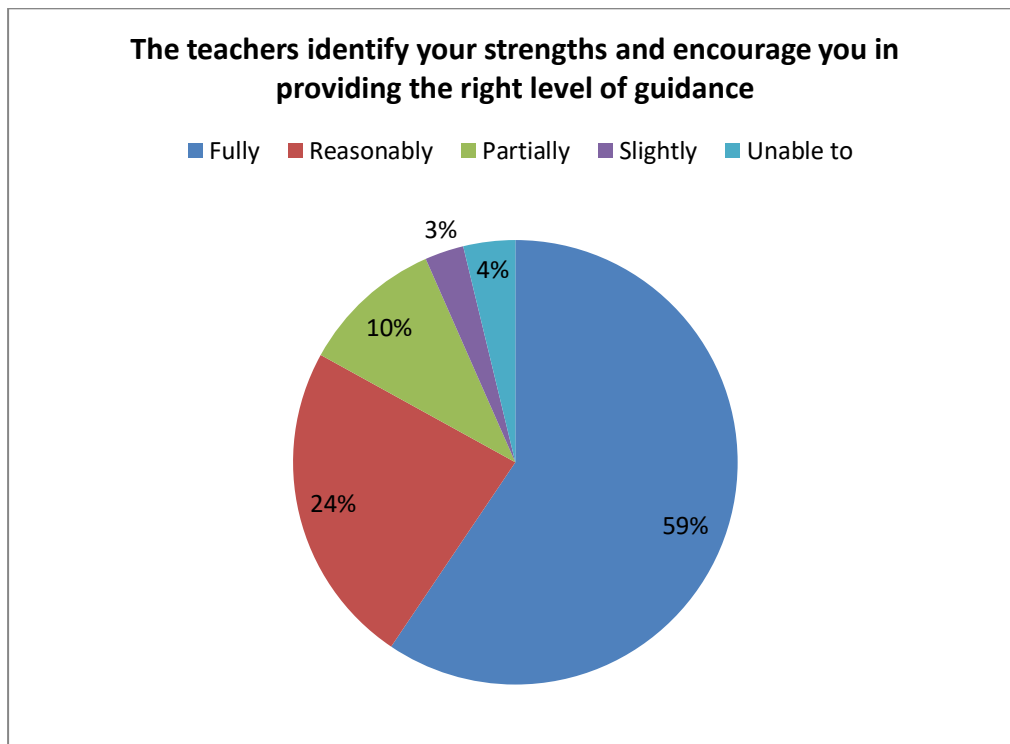
10. Teacher's inform you about expected competencies/course outcomes and programs: 106 responses



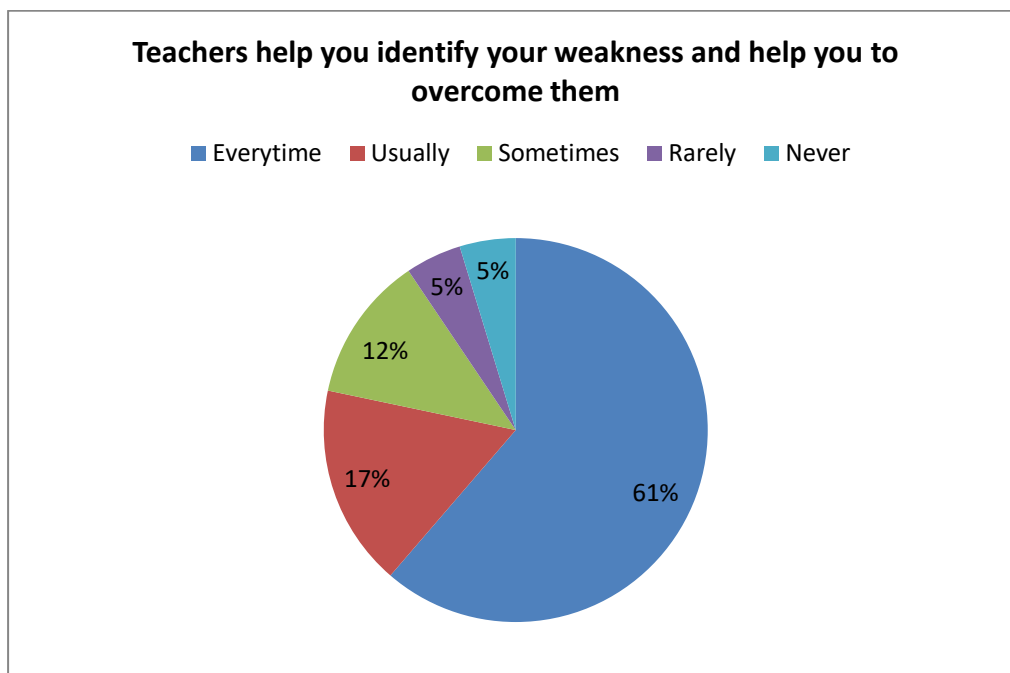
11. Your mentor does a necessary follow up: 106 responses



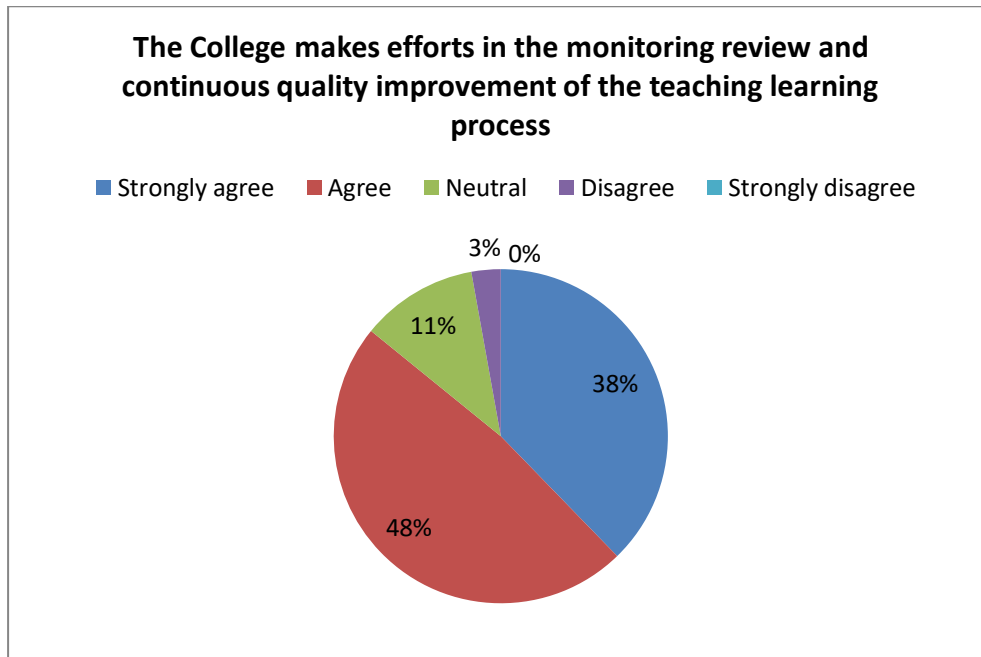
12. The teachers identify your strengths and encourage you in providing the right level of guidance: 106 responses



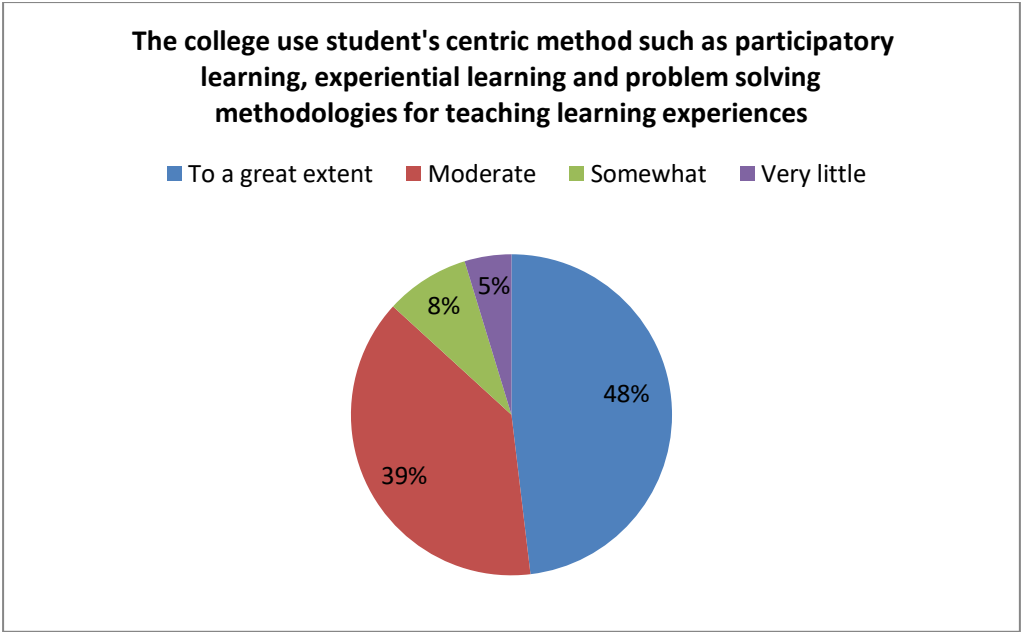
13. Teachers help you identify your weakness and help you to overcome them: 106 responses



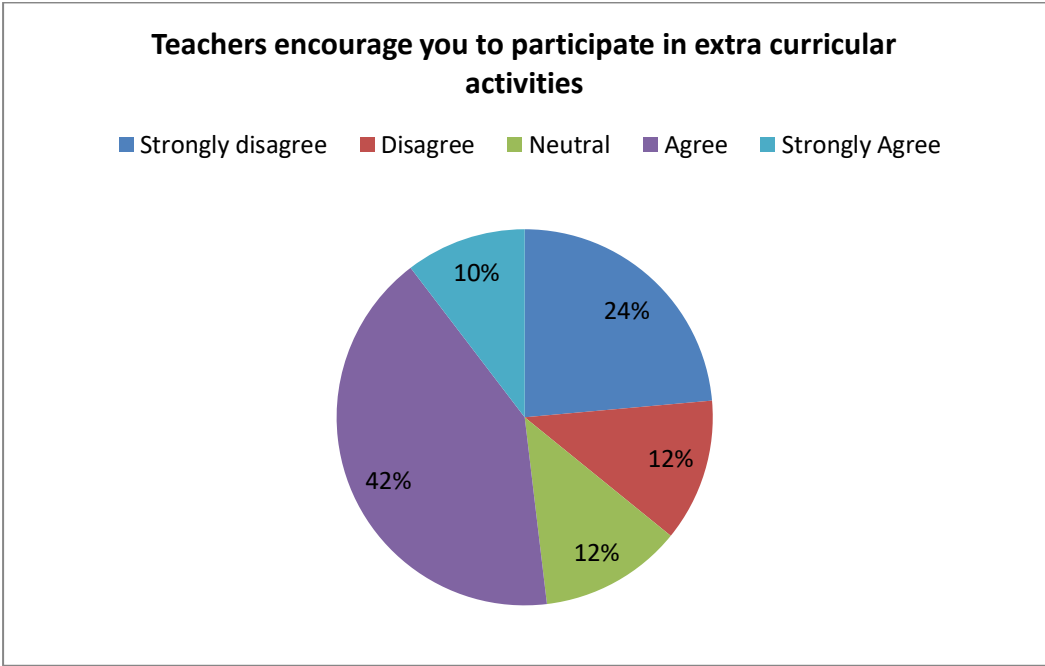
14. The College makes efforts in the monitoring review and continuous quality improvement of the teaching learning process: 106 responses



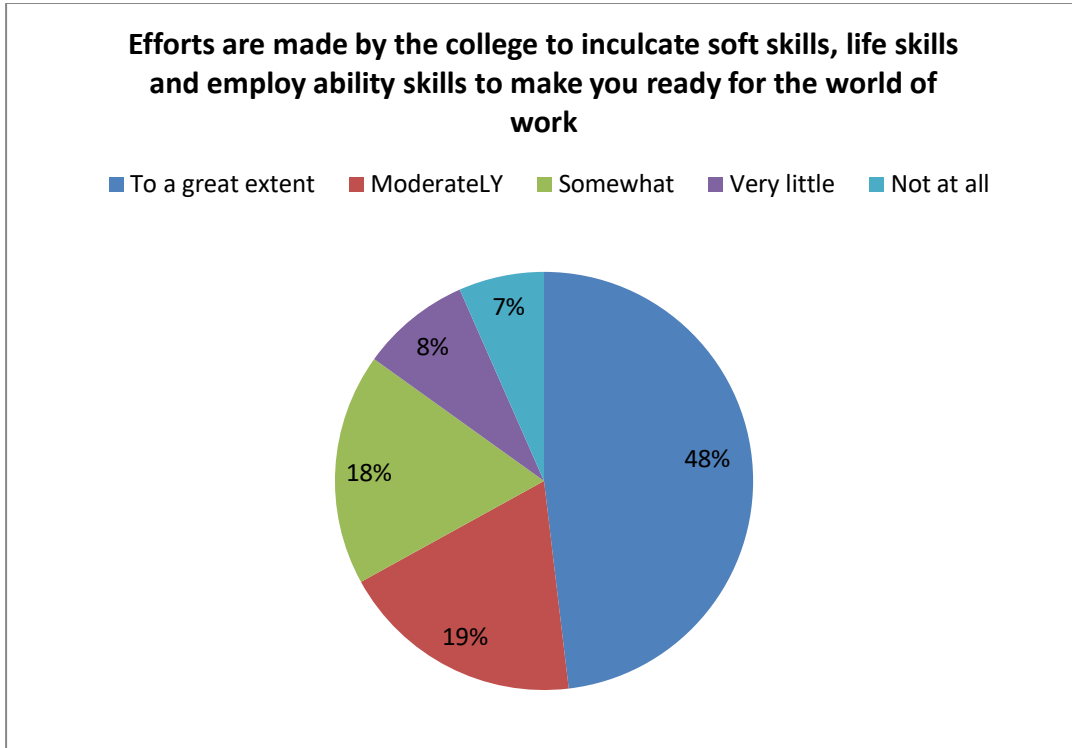
15. The college use student's centric method such as participatory learning, experiential learning and problem solving methodologies for teaching learning experiences: 106 responses



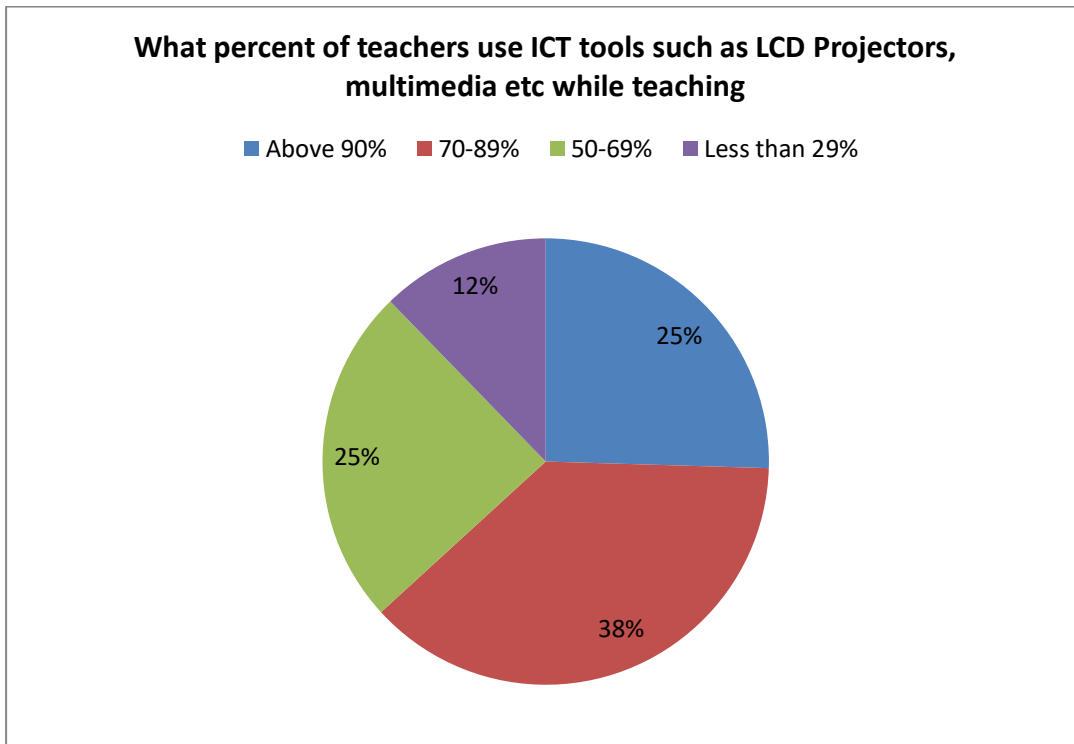
**16. Teachers encourage you to participate in extracurricular activities:
106 responses**



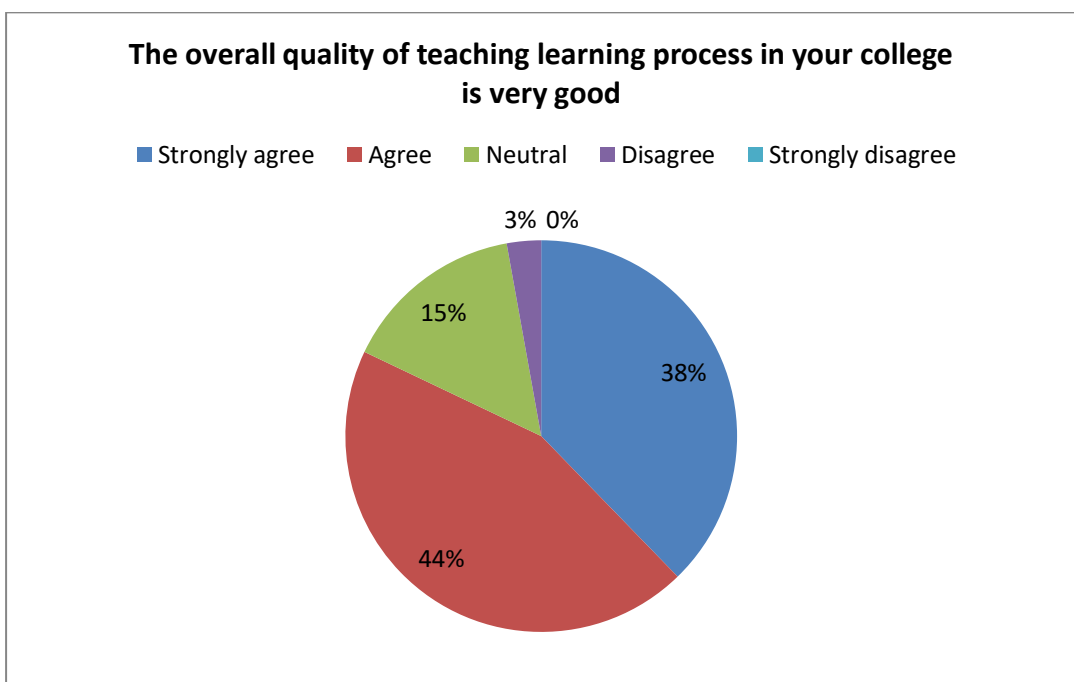
17. Efforts are made by the college to inculcate soft skills, life skills and employ ability skills to make you ready for the world of work: 106 responses



18. What percent of teachers use ICT tools such as LCD Projectors, multimedia etc while teaching: 106 responses



19. The overall quality of teaching learning process in your college is very good: 106 responses



20. Give three suggestions to improve the overall teaching learning experience in your college

URL:

https://docs.google.com/forms/d/1f_Dk9uMQ8XkecJPqulgJkdpiig2vmbz-Su0EM7rASl0/edit#responses